



HOME TOURS

# A Craftsman Remodel With An Earthy Material Palette

If there's one design "trend" we can get on board with, it's the move away from historic home renovations that feel stripped of their original character. In the past few years, we've seen more and more designers remodel homes thoughtfully and filled with charming details that take a space from dated to fresh and timeless, and today's home tour is one of our latest favorites.



Aesop Hand Soap  
[Shop Now](#)



Clemente Double Stone  
[Shop Now](#)



This East Austin craftsman-style home designed by Audrey Scheck is all about the details that make it feel considered and special—from the preserved hardwood floors to the brass hardware. Audrey and her team worked diligently to craft plans throughout the home to preserve as many details as possible while creating more function and beauty for their clients to enjoy daily.

Design: [Audrey Scheck Design](#) | Photography: [Cate Black](#)

## A Peaceful Sage Kitchen

In the kitchen, one of the goals was to create more space for countertop dining. To achieve this and widen the area, Audrey and her team conceptualized a layout that adjoined the island with the adjacent wall of cabinetry. The remodeled kitchen is now even more functional, with an appliance garage equipped with ample electrical outlets to store everyday items for easy access.



Sage-green cabinets and a marble backsplash set the tone for the nature-inspired palette, while wood and gold accents add warmth to balance the tones. Audrey partnered with local millworkers to create a custom hand-crafted white oak vent hood that adds an element of textural interest.

## Thoughtful Styling Details

While Audrey's primary goal was to create more function in this kitchen space, we love how she incorporated thoughtful details to add layers to the area and make it feel lived-in. Wooden floating shelves flanking the kitchen window are styled with a mix of found ceramics and decor, and boucle textured barstools add a cozy feeling that makes you want to stay all day. Mixing lighting is always a great way to add more depth (and function) to the kitchen, and we love how the sconce and pendant light chosen here speak to each other and still feel curated.



Cabinetry painted in Green Earth by Sherwin Williams.

## The Thoughtfully Updated Bathrooms

Audrey and her team designed new bathroom floor plans to create more inviting and functional spaces, completely restructuring the rooms to allow for walk-in showers, built-in vanities, and statement-making details. In the guest bathroom, turquoise zellige tiles complement the original flooring, and custom built-in cabinetry adds warmth and character.






Keep scrolling to see more beautiful details from this project, and shop the look below!



1 / 5



## Shop the Look



BY: ANASTASIA CASEY

[PREVIOUS POST](#) >

[Home Tours](#)

[Product Roundups](#)

[Trends](#)

[Entertaining](#)

[Podcasts](#)




A Fresh & Timeless 1920s Colonial Home Renovation



A Rust & Cognac Inspired Mid-Century Bungalow



A Spirited Family Home Shines After a First Floor Reno



A Craftsman Material P

[See All in Home Tours](#)

Connect

[Project Submissions](#)  
[Advertise](#)  
[Work Together](#)  
[Contact](#)

Explore

[Showroom](#)  
[Collections](#)  
[Podcast](#)

Search *the* Collective

Search