

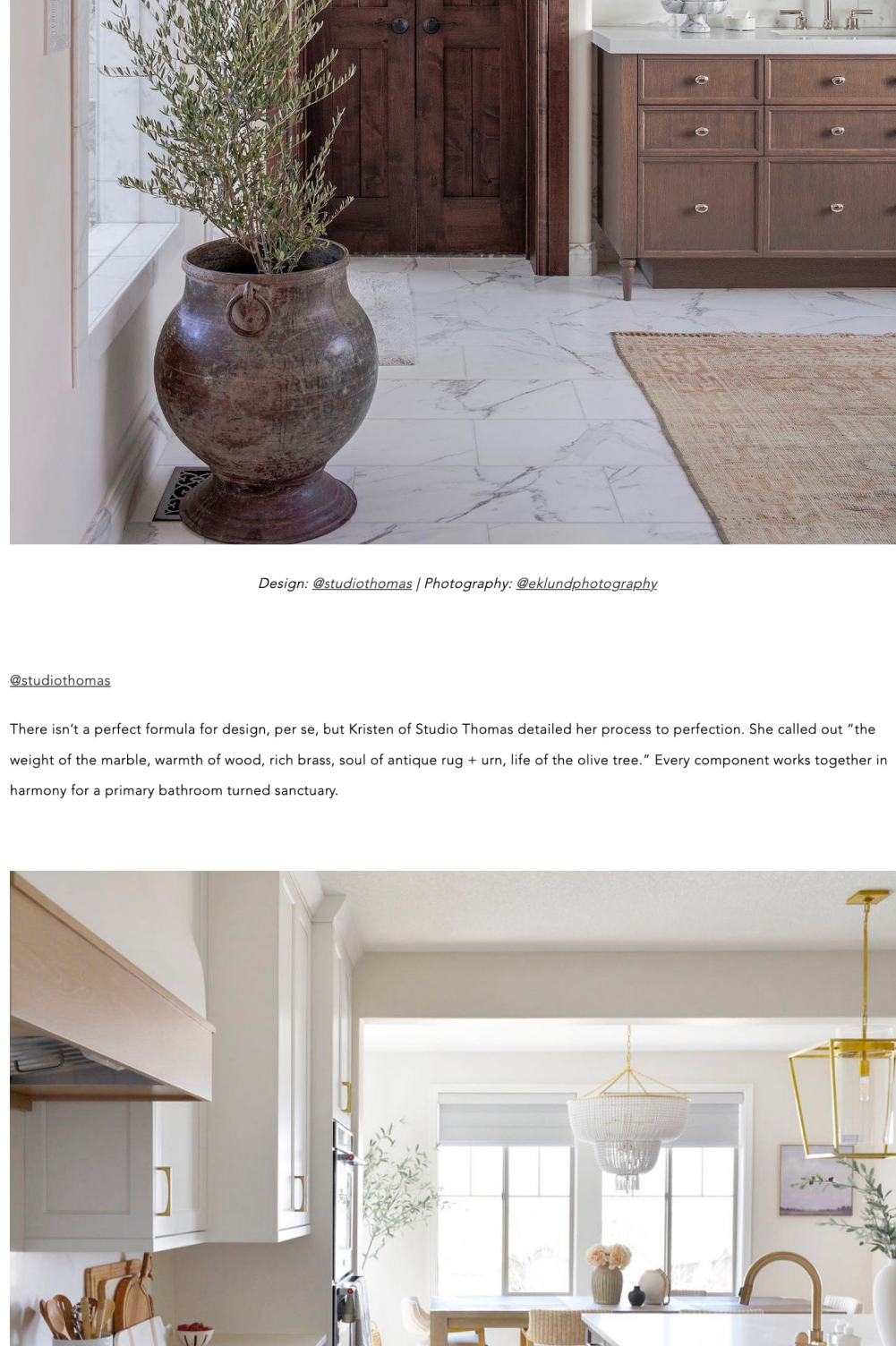
THE SHOPSIGN UPP+THE IDENTITE COLLECTIVECATEGORIESSEARCH

SHOP OUR EXPERT TOOLS FOR INTERIOR DESIGNERS

Our blog content has included quite a few renovation reveals lately, ranging from a [DIY primary bathroom](#) to a [full-scale vaulted ceiling kitchen](#). It goes without saying that we love featuring your latest work, and that's exactly why we put together this round up each and every month. We've compiled ten stunning interiors from the [#IDCOATHOME](#) feed from well-established and new designers alike. We hope to champion designers at every stage in their careers, and we hope you take away some inspiration in the process.

As always, don't forget to tag your posts with [#IDCOATHOME](#) for a chance to be featured.

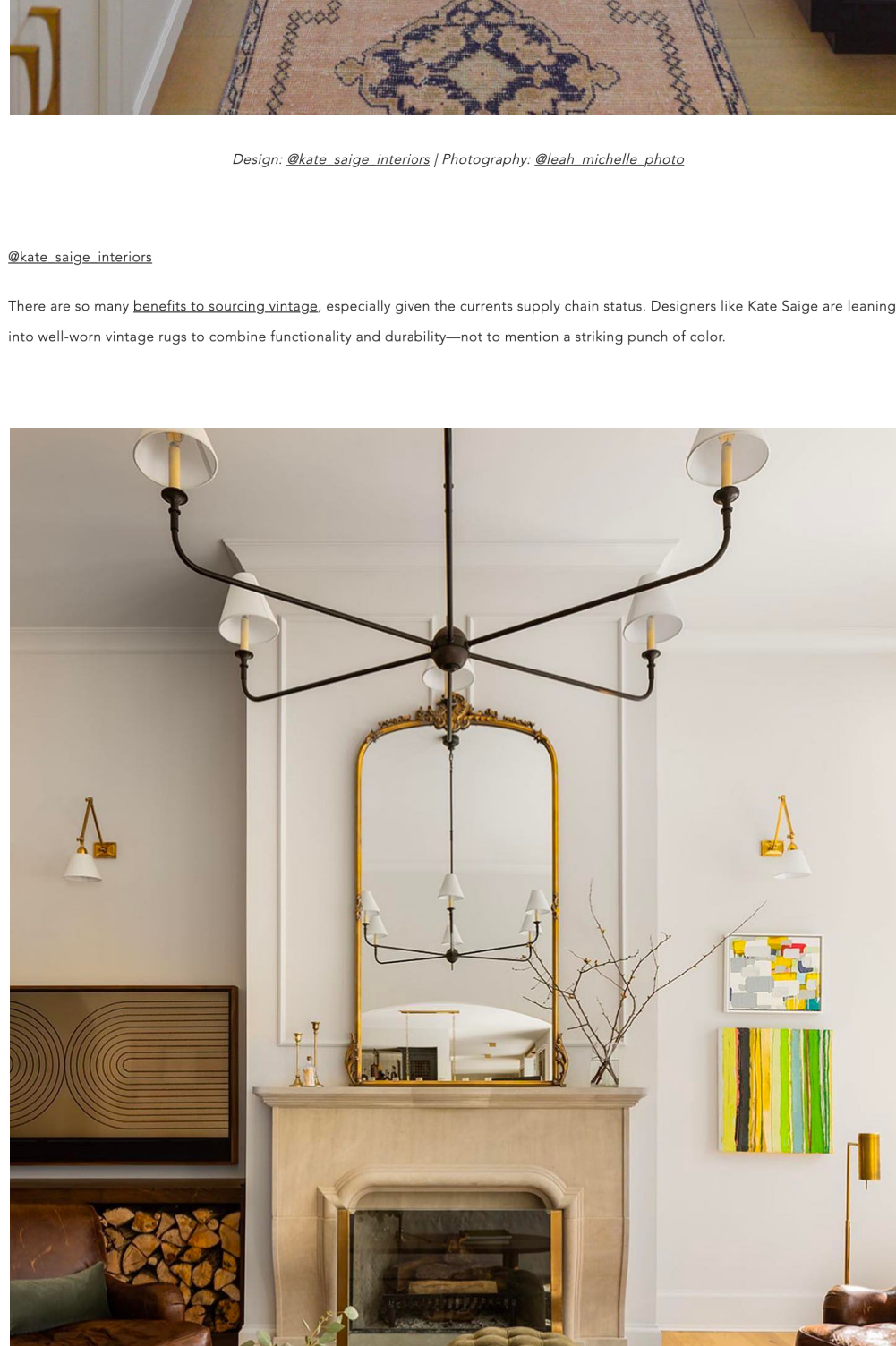
STANDOUTS FROM THE #IDCOATHOME FEED



Design: [@studiothomas](#) / Photography: [@elundphotography](#)

[@studiothomas](#)

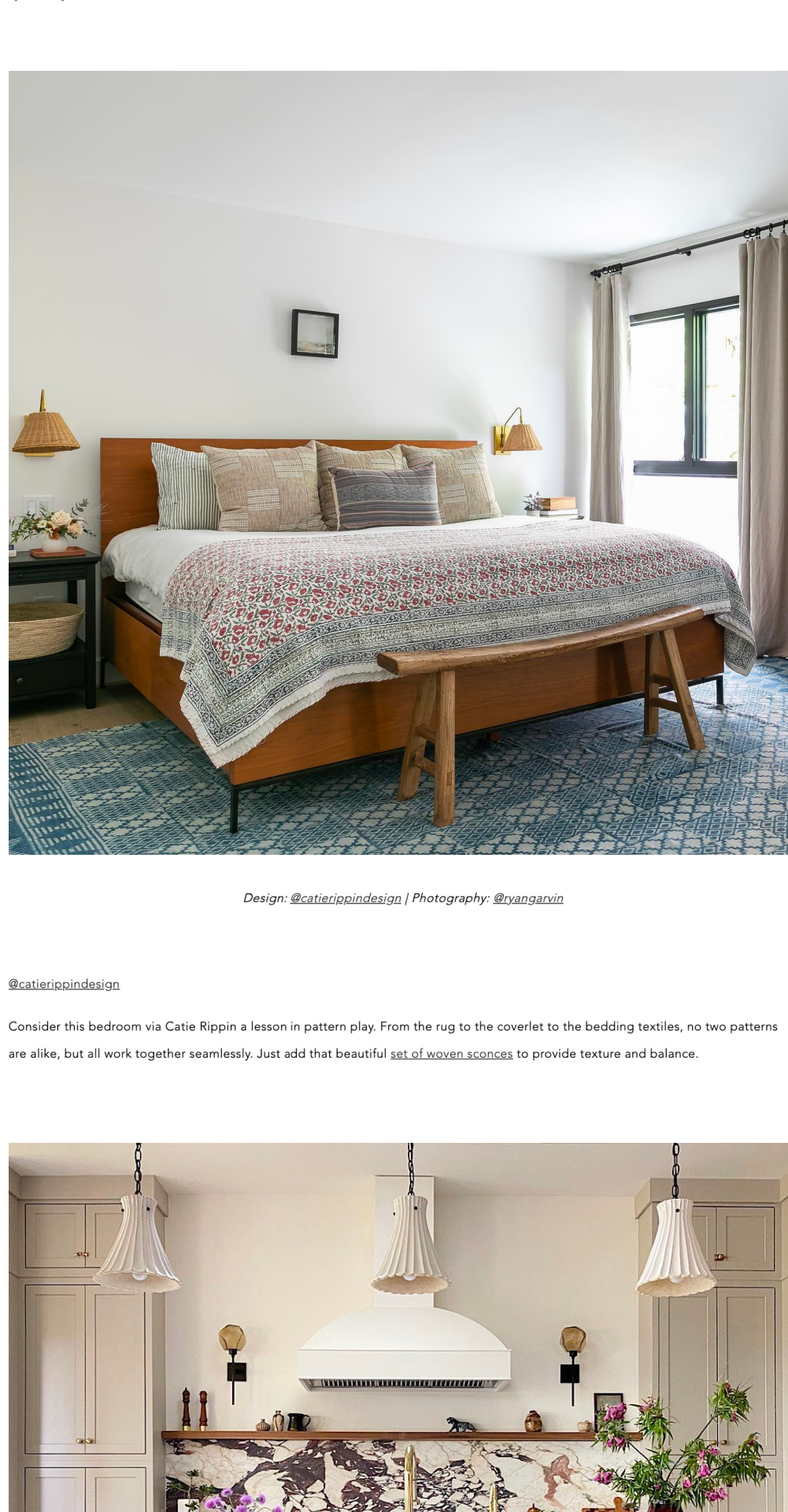
There isn't a perfect formula for design, per se, but Kristen of Studio Thomas detailed her process to perfection. She called out "the weight of the marble, warmth of wood, rich brass, soul of antique rug + urn, life of the olive tree." Every component works together in harmony for a primary bathroom turned sanctuary.



Design: [@kate_saige_interiors](#) / Photography: [@leah_michelle_chato](#)

[@kate_saige_interiors](#)

There are so many benefits to sourcing vintage, especially given the current supply chain status. Designers like Kate Saige are leaning into well-worn vintage rugs to combine functionality and durability—not to mention a striking punch of color.



Design: [@eantstoffdesign](#) via [@stoffhome](#) / Photography: [@stoffphotographyinteriors](#)

[@eantstoffdesign](#)

Ever since watching *The Established Home*, we fell in love with Jean Stoffer's work on a whole new level. Her collected approach to interiors is second to none, and this living space from a recent project exemplifies that notion. Curious to see more? Have a look at [#stofferhome](#).



Design: [@caterippindesign](#) / Photography: [@ryanaxlin](#)

[@caterippindesign](#)

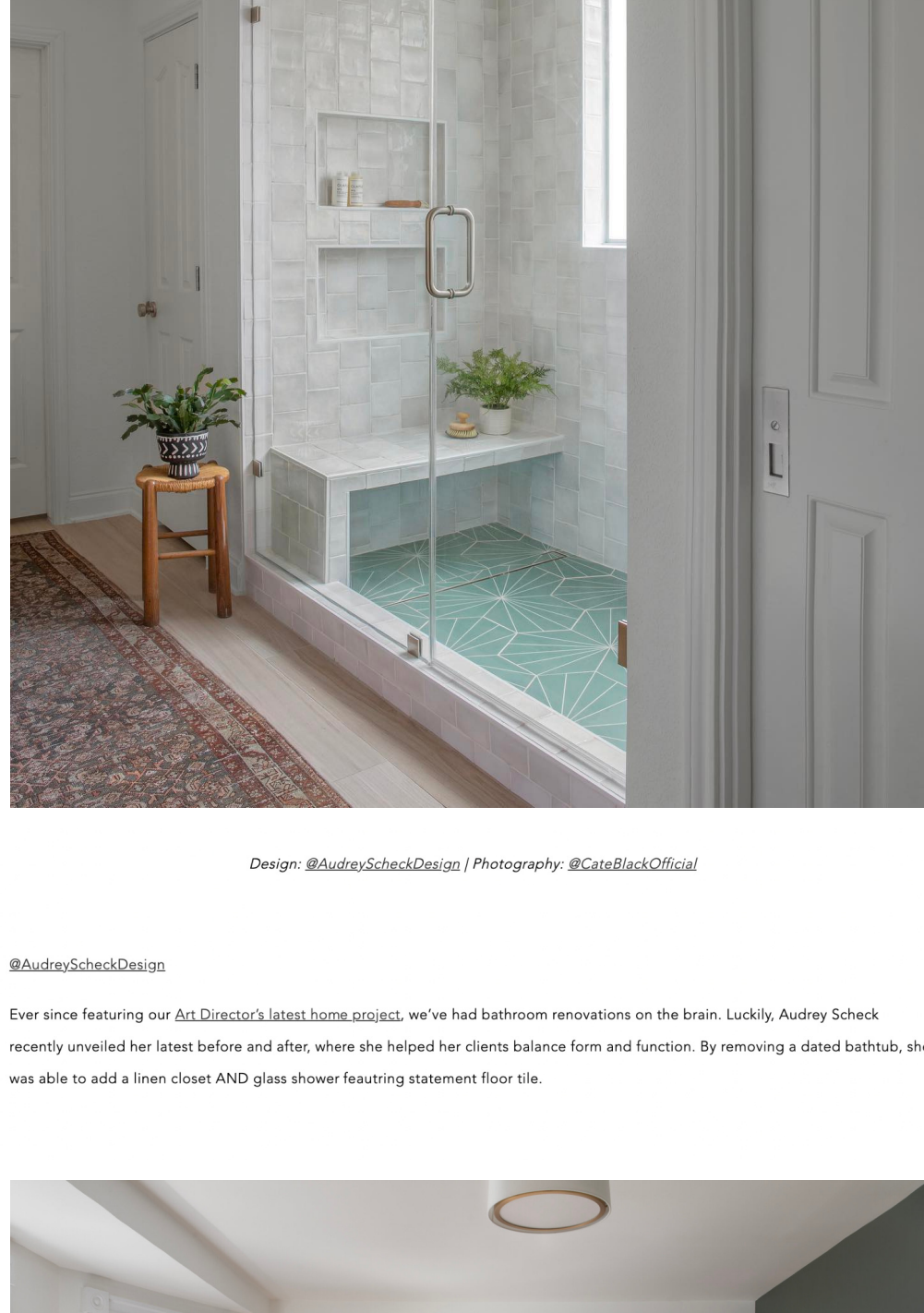
Consider this bedroom via Katie Rippin a lesson in pattern play. From the rug to the coverlet to the bedding textiles, no two patterns are alike, but all work together seamlessly. Just add that beautiful set of woven scones to provide texture and balance.



Design: [@kristinlaingdesign](#)

[@kristinlaingdesign](#)

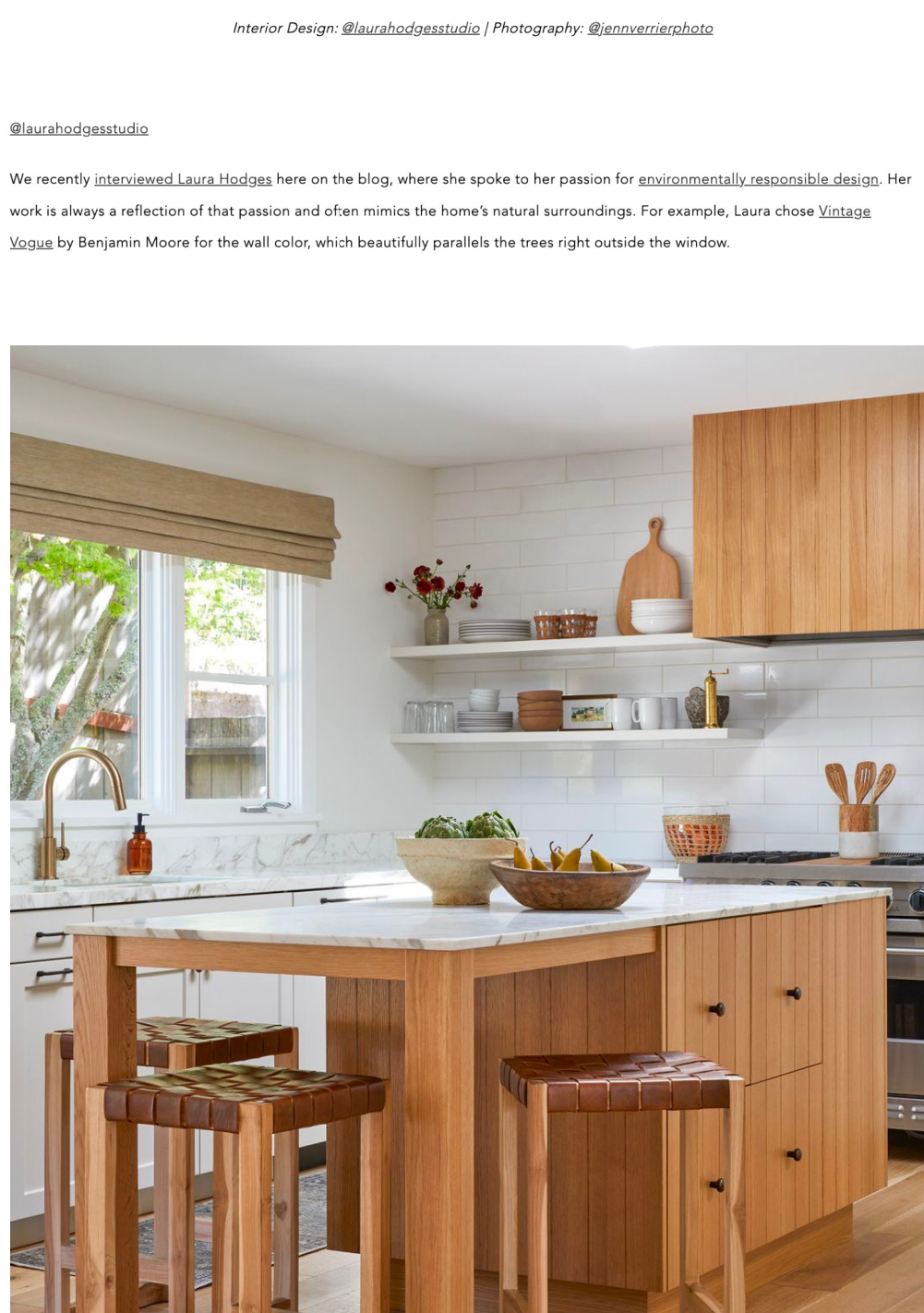
Have you heard of the [One Room Challenge](#)? Designer, Kristin Laing recently participated and accomplished a kitchen renovation in eight weeks flat. While she kept the existing footprint of her space, everything received a dramatic upgrade for the ultimate [before and after](#).



Design: [@lindseyfrankdesign](#) / Photography: [@ataczaragoldberg](#)

[@lindseyfrankdesign](#)

Lindsey Frank's Richmond, Virginia-based design studio is known for their fresh, modern approach to design. They have a knack for intermixing the old and new, just like this [District Loam](#) vintage rug set in a decidedly modern bath. And the muted gold, blue, and earth tone color palette? Perfection.



Design: [@thorakout](#) / Photography: [@xalvost](#)

[@thorakout](#)

Nothing evokes a modern cottage sensibility like some vertical shipal. It's the wall treatment Anastasia chose for both her [Austin home](#) and [East Texas lake house](#), and it brings so much character to a space. We love how skout used shipal in the primary bedroom of their [Promerstone project](#), and we highly recommend viewing the [full reveal](#).

Design: [@audreyscheckdesign](#) / Photography: [@catesblackofficial](#)

[@audreyscheckdesign](#)

Ever since featuring our [Art Director's latest home project](#), we've had bathroom renovations on the brain. Luckily, Audrey Scheck recently unveiled her latest before and after, where she helped her clients balance form and function. By removing a dated bathtub, she was able to add a linen closet AND glass shower featuring statement floor tile.

Interior Design: [@auraholdestudio](#) / Photography: [@annemeriemedia](#)

[@auraholdestudio](#)

We recently [interviewed](#) Laura Ledges here on the blog, where she spoke to her passion for [environmentally responsible design](#). Her work is always a reflection of that passion and often mimics the home's natural surroundings. For example, Laura chose [Vintage Vogue](#) by Benjamin Moore for the wall color, which beautifully parallels the trees right outside the window.

Design: [@abuschickinteriors](#) / Photography: [@magsakelawson_photos](#)

[@abuschickinteriors](#)

You can never have too many kitchens in an [#IDCOATHOME](#) round-up. At least, that's our philosophy. Combining warm woods, woven leather, and creamy whites, this kitchen via Ushi is a winning combination.